

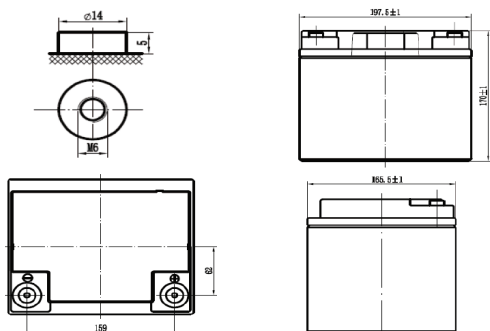
Overview

The KB Standard series consists in VRLA batteries - AGM technology (Absorbent Glass Mat), with a design life of 3-5 years and it is designed for general applications such as UPS, telecommunications and electrical applications.

Features

- Alarm systems
- Cable television
- Communications Equipment
- Control Equipment Computers
- Electronic Cash Registers
- Electric Test Equipment
- Emergency lighting systems
- Fire & Security
- Geophysical equipment
- Marine equipment
- Medical equipment
- Micro processor based office machines
- Portable cine & Video lights
- Solar powered systems
- Telecommunications systems
- Television & Video recorders
- Toys
- Uninterruptible power supply systems
- Vending machines

Terminal



Battery Specification

Nominal Characteristics	
Nominal Voltage /V	12
Nominal Capacity /Ah (25° C, 0.2C)	40
Mechanical characteristics	
Weight (Kg/lbs)	12.8 / 28.2
Dimension L*W*H /mm	197.5*165.5*170
Terminal	F11
Electrical characteristics	
Voltage window/V	1.60
Float charge voltage/V	2.40 to 2.45
Max. continue discharge current/A	2.10
Max. permanent discharge current/A	400 (5Sec)
Max. continue charge current/A	16
Operating conditions	
Cycle life (+20°C 0.2C 100%DOD)	>1200 Cycles
Operating temperature	Discharge -20°C to 60°C Charge -10°C to 60°C
Storage temperature	-20 to 60°C
Storage duration	16 months
Safety standard	25°C

Certifications

ISO 9001:2008 ISO 14001:2008



Image



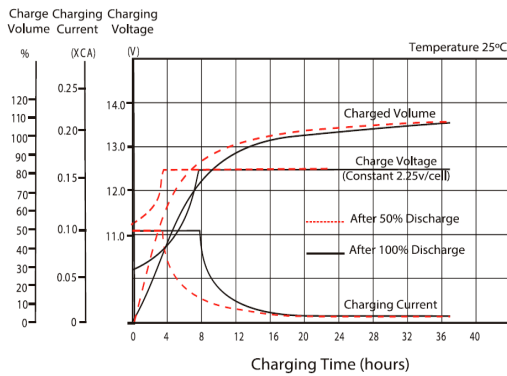
Discharge Constant Current (Amperes) at 77°F (25°C)

Volts/cells	5min	10min	15min	30min	1h	3h	5h	10h	20h
1.80V	97	73.9	59.2	36.2	23.5	10.4	7.35	4.00	2.10
1.75V	106	77.6	63.0	37.7	24.2	10.6	7.51	4.05	2.14
1.70V	114	81.8	66.5	39.2	24.8	10.9	7.67	4.10	2.18
1.65V	122	86.2	69.1	40.6	25.4	11.1	7.81	4.15	2.22
1.60V	130	90.5	72.7	41.9	25.9	11.3	7.95	4.20	2.25

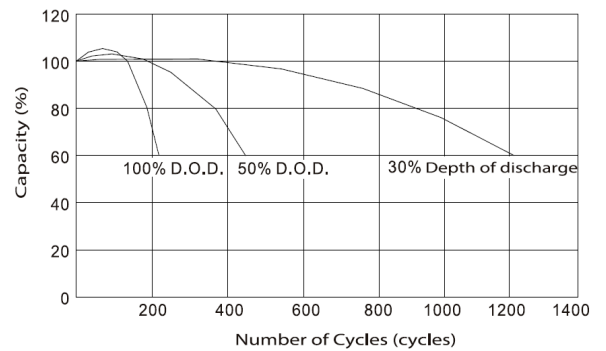
Discharge Constant Power (Watts per cell) at 77°F (25°C)

Volts/cells	5min	10min	15min	30min	1h	2h	3h	5h
1.80V	177	135	113	74.3	47.7	26.3	20.1	13.3
1.75V	186	143	117	76.8	48.5	26.7	20.5	13.4
1.70V	204	150	121	79.3	49.3	27.1	20.8	13.6
1.65V	220	157	124	81.8	50.2	27.6	21.2	13.8
1.60V	236	163	127	83.2	50.9	28.0	21.5	14.0

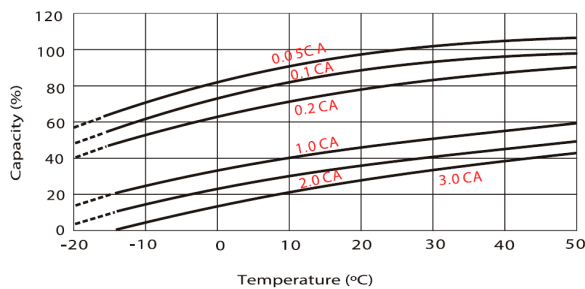
Charging Characteristics (float use)



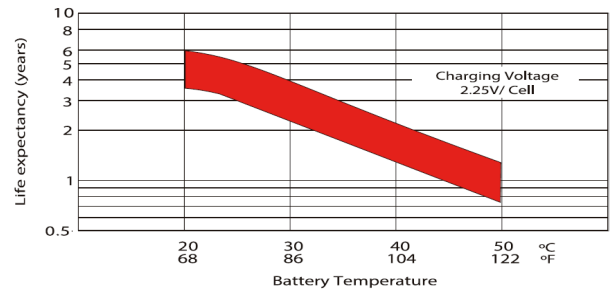
Cycle Life in Relation to Depth of Discharge



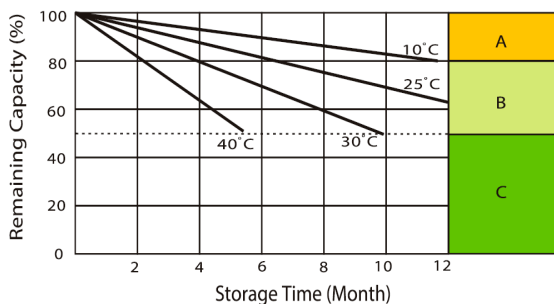
Temperature Effects in Relation to Battery Capacity



Effect of Temperature on Long Term Float Life



Self Discharge Characteristics



A No supplementary charge required (carry out supplementary charge before use if 100% capacity is required)
Supplementary charge required before use. Optional charging way a below:

B 1. Charged for above 3 days at limited current 0.25 CA and constant voltage 2.25V / cell.
2. Charged fo above 20 hours limited current 0.25CA and constant voltage 2.45V / cell.
3. Charged for 8-10 hours ar limited current 0.05 CA.

C Supplementary charge often fail to recover the capacity. The battery should never be left standing till this is reached.

