

FIRE ALARM SYSTEMS.
POWERED BY PARTNERSHIP.*

INTELLIGENT HEAT DETECTORS

KI-HRD, KI-HFD



KI-HFD shown

OVERVIEW

The KI Series smoke detectors bring advanced sensing technology to a practical design that increases efficiency, saves installation time, cuts costs, and extends property protection capabilities. Continuous self-diagnostics ensure reliability over the long-haul, while the latest thermister technology makes these detectors ideal wherever dependable heat detection is required.

The KI-HRD is an intelligent fixed temperature/rate-of-rise fire detector. It monitors the temperature of the surrounding air and analyzes the data from the sensor to determine whether to initiate an alarm. The rate-of-rise heat function quickly detects a fast, flaming fire. The fixed-temperature heat function detects fire when the air temperature near the detector exceeds the alarm point.

The KI-HFD is an intelligent fixed-temperature heat detector that contains a fixed-temperature heat sensor rated at 135 °F (57.2 °C). It does not have a rate-of-rise function. The heat sensor monitors the temperature of the air in its surroundings and the detector analyzes the data to determine when the air temperature near the detector exceeds the device's alarm point.

STANDARD FEATURES

Note: Some features described here may not be supported by all control systems. Check your control panel's Installation and Operation Guide for details.

- Next generation heat sensing technology
- 135 °F (57 °C) fixed temperature alarm point (HRD and HFD)
- 15 °F (8.3 °C) per minute rate-of-rise alarm point (HRD)
- Uses existing wiring
- Automatic device mapping
- Sensor Markings Provide Easy Testing Identification
- Up to 250 total devices per loop
- Non-volatile memory
- Electronic addressing
- Bicolor (green/red) status LED
- Cover marking for easy identification during testing
- Standard, relay, fault isolator, and audible mounting bases
- 50 foot (15.2 meter) spacing

*Kidde Commercial and its authorized resellers/distributors are separate and independent entities. This relationship between vendor and reseller/distributor does not constitute a legal partnership or create any shared liability between companies.

APPLICATION

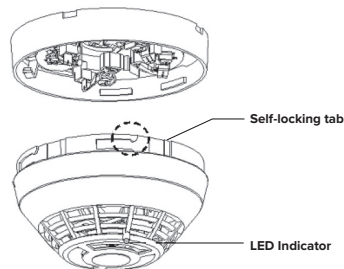
The KI-HRD combination fixed temperature/rate-of-rise heat detector provides a 15 °F (9 °C) per minute rate-of-rise heat sensor for the detection of fast-developing fires, as well as a 135°F (57°C) fixed temperature sensor for slow building-fires. The KI-HFD fixed temperature detector provides a 135°F (57°C) fixed temperature sensor for slow building-fires.

COMPATIBILITY

The KI-HRD detector is compatible with Kidde VS and VM series panels.

INSTALLATION

KI Series detector bases mount to North American 1-gang boxes, 3-1/2 inch or 4 inch octagon boxes, and to 4 inch square electrical boxes 1-1/2 inches (38 mm) deep. They mount to European BESA and 1-gang boxes with 60.3 mm fixing centers. See mounting base installation and wiring for more information.



SENSING AND REPORTING TECHNOLOGY

The microprocessor in each detector provides additional benefits - Self-diagnostics and History Log, Automatic Device Mapping, and Fast, Stable Communication.


Self-diagnostics and History Log – Each KI Series detector constantly runs self-checks to provide important maintenance information. The results of the self-check are automatically updated and permanently stored in the detector’s non-volatile memory.

Automatic Device Mapping – The loop controller learns where each device’s serial number address is installed relative to other devices on the circuit. The mapping feature provides supervision of each device’s installed location to prevent a detector from being reinstalled (after cleaning etc.) in a different location from where it was originally.

Fast Stable Communication – On-board intelligence means less information needs to be sent between the detector and the loop controller. Other than regular supervisory polling response, the detector only needs to communicate with the loop controller when it has something new to report.

ACCESSORIES

Detector mounting bases have wiring terminals that are accessible from the “room-side” after mounting the base to the electrical box. The bases mount to North American 1-gang boxes and to 3½ inch or 4 inch octagon boxes, 1½ inches (38 mm) deep. They also mount to European BESA and 1-gang boxes with 60.3 mm fixing centers. The KI-SB4, KI-RB4, and KI-IB4 mount to North American 4 inch sq. electrical boxes in addition to the above boxes. They include the GSA-TS4 Trim Skirt, which is used to cover the “mounting ears” on the base. The KI-ABST mounts to a 4 inch square box only.



Remote LED GSA-LED – The remote LED connects to the KI-SB or KI-SB4 Standard Base only. It features a North American size 1-gang plastic faceplate with a white finish and red alarm LED.

GSA-TS4 Trim Skirt – Supplied with 4 inch bases, it can also be ordered separately to use with the other bases to help hide surface imperfections not covered by the smaller bases.

Sounder Bases – KI Series sounder bases are designed for use where localized or group alarm signaling is required.

- **KI-ABST** bases provide sounder capability to KI Series to heat and smoke detectors. They are not intended for use with combination carbon monoxide detectors in Fire-plus-CO mode.
- **KI-ABDT** bases provide sounder capability to KI Series smoke and heat detectors, as well as carbon monoxide detectors when used with a GSA-T3T4 Temporal Pattern Generator.
- **KI-ABLT** bases provide 520 Hz low frequency sounder capability to KI Series smoke and heat detectors, as well as carbon monoxide detectors when used with a GSA-T3T4 Temporal Pattern Generator. The KI-ABLT is suitable for applications requiring low frequency audible tones.

WARNINGS & CAUTIONS

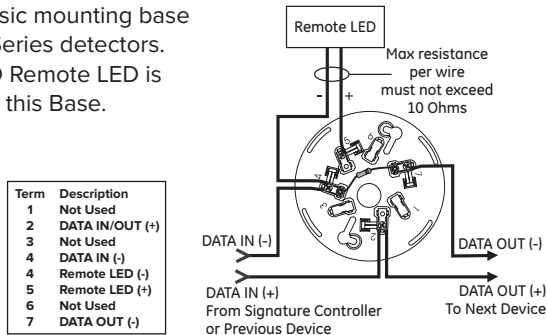
- This detector does not operate without electrical power. As fires frequently cause power interruption, discuss further safeguards with the local fire protection specialist.
- This detector does not sense fires in areas where heat cannot reach the detector. Heat from fires in walls, roofs, or on the opposite side of closed doors may not reach the detector.
- This heat detector by itself does not provide life safety protection. Use this detector with ionization and/or photoelectric smoke detectors.
- This detector does not detect oxygen levels, smoke, toxic gases, or flames. Use this device as part of a broad-based life safety program which includes a variety of information sources pertaining to heat and smoke levels, extinguishment systems, visual and audible devices, and other safety measures.
- Independent studies indicate that heat detectors should only be used when property protection alone is involved. Never rely on heat detectors as the sole means of fire protection.

TYPICAL WIRING

The detector mounting bases accept #18 AWG (0.75mm²), #16 (1.0mm²), #14 AWG (1.5mm²), and #12 AWG (2.5mm²) wire sizes. Sizes #16 AWG (1.0mm²) and #18 AWG (0.75mm²) are preferred for ease of installation.

Standard Detector Base, KI-SB, KI-SB4

This is the basic mounting base for Kidde KI Series detectors. The GSA-LED Remote LED is supported by this Base.



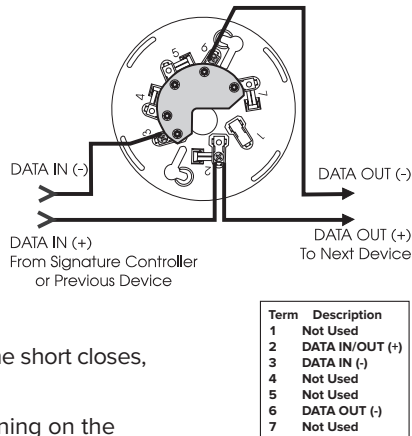
Isolator Detector Base, KI-IB, KI-IB4

This base includes a built-in line fault isolator for use on Class A circuits. A detector must be installed for it to operate. The isolator base does not support the GSA-LED Remote LED.

The isolator operates as follows:

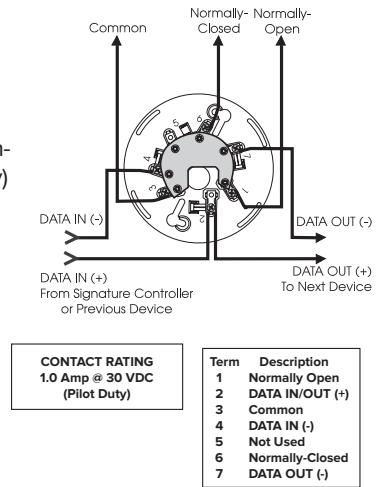
- a short on the line causes all isolators to open within 23 msec
- at 10 msec intervals, beginning on one side of the Class A circuit nearest the loop controller, the isolators close to provide the next isolator down the line with power
- when the isolator next to the short closes, it reopens within 10 msec

The process repeats beginning on the other side of the loop controller.



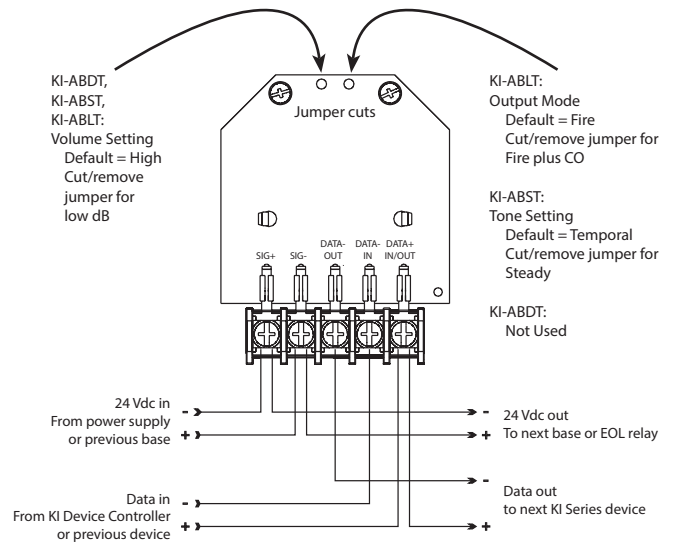
Relay Detector Base, KI-RB, KI-RB4

This base includes a relay. Normally Open or Normally Closed operation is selected during installation. The dry contact is rated for 1 amp (pilot duty) @ 30 Vdc. The relay's position is supervised to avoid accidentally jarring it out of position. The KI-RB can be operated as a control relay if programmed to do so at the control panel. The relay base does not support the GSA-LED Remote LED.

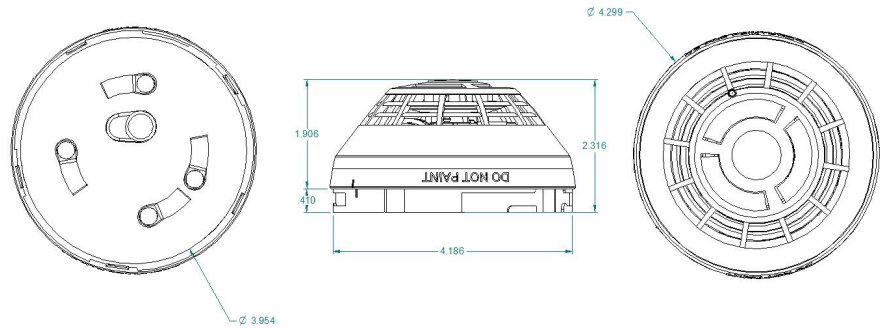


Audible Sounder Bases, Fire Mode

ABDT, ABST, ABLT sounder bases



DIMENSIONS



CONTACT US

Phone: 888.244.9979 (Option 4)
Email: kidde.fire@kgsolutions.com
Website: kidde-esfire.com

8985 Town Center Pkwy,
Bradenton, FL 34202

©2025 Walter Kidde Portable Equipment, LLC
All rights reserved.

*Kidde Commercial and its authorized resellers/
distributors are separate and independent entities.
This relationship between vendor and reseller/
distributor does not constitute a legal partnership
or create any shared liability between companies.

SPECIFICATIONS

	KI-HRD	KI-HFD
Operating voltage	15.20 to 19.95 VDC	
Normal operating current	51 μ A	
Alarm current	68 μ A	
Vibration level	10 to 35 Hz, with an amplitude of 0.01 in.	
Rate-of-rise rating	15°F/min (8°C/min)	NA
Fixed temperature rating	135°F (57.2°C). Actual alarm point 129 to 141°F (53.9 to 60.6°C).	
Maximum spacing	50 ft. (15.2 m) centers	
Compatible bases	See Ordering Information	
Compatible detector testers	Testfire 1000, Testfire 2000	Testfire 2000
Operating environment	32 to 100°F (0 to 38°C), 0 to 93% RH, noncondensing	
Construction	High Impact Engineering Polymer, White	
Storage temperature	-4 to 140°F (-20 to 60°C)	
Agency Listings	CAN/ULC-S530, UL 521	CAN/ULC-S530-M91, UL 521

ORDERING INFORMATION

Catalog Number	Description	Ship Wt. lbs (kg)
KI-HRD	Intelligent fixed temperature/Rate-of-rise heat detector	0.4 (0.16)
KI-HFD	Intelligent fixed temperature heat detector	

Compatible Bases

KI-SB	Detector Mounting Base - Standard	
KI-SB4	4-inch Detector Mounting Base c/w Trim Skirt	
KI-RB	Detector Mounting Base w/Relay	0.2 (.09)
KI-RB4	4-inch Detector Mounting Base w/Relay, c/w Trim Skirt	
KI-IB	Detector Mounting Base w/Fault Isolator	
KI-IB4	4-inch Detector Mounting Base w/ Fault Isolator, c/w Trim Skirt	
KI-ABST	Audible (Sounder) Base for Fire Detectors	
KI-ABLT	Low Frequency Audible (Sounder) Base for CO and Fire Detectors	0.3 (0.15)
KI-ABDT	Audible (Sounder) Base for CO and Fire Detectors	
GSA-LED	Remote Alarm LED (not for EN54 applications)	
GSA-TS4	Trim Skirt (supplied with 4-inch bases)	0.1 (0.04)
GSA-TS	Trim Skirt (optional for non 4-inch bases)	